

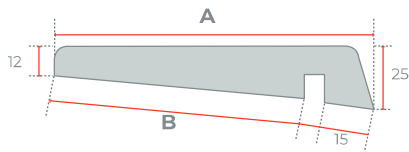
VIERTAGUAS

Pieza prefabricada de hormigón polímero, la funcionalidad es la evacuar el agua pluvial de las ventanas, posibilidad de utilizar también como remate final en balcones, se fabrica según modelo con goterón inferior o bocel de distintas medidas.



APPUIS


VIERTAGUAS V longitud 2600



| | A ANCHO TOTAL | B ANCHO APOYO |
|----------|------------------|------------------|
| Ref. V15 | 150 | 120 |
| Ref. V17 | 170 | 140 |
| Ref. V20 | 200 | 170 |
| Ref. V22 | 220 | 190 |
| Ref. V24 | 240 | 210 |
| Ref. V25 | 250 | 220 |
| Ref. V27 | 270 | 240 |
| Ref. V30 | 300 | 270 |
| Ref. V35 | 350 | 320 |
| Ref. V40 | 400 | 370 |
| Ref. V45 | 450 | 420 |
| Ref. V50 | 500 | 470 |
| Ref. V55 | 550 | 520 |
| Ref. V60 | 600 | 570 |

APPUIS


VIERTAGUAS VP largo máximo 2600



| | A ANCHO TOTAL | B ANCHO APOYO |
|-----------|------------------|------------------|
| Ref. VP18 | 180 | 150 |
| Ref. VP20 | 200 | 170 |
| Ref. VP22 | 220 | 190 |
| Ref. VP25 | 250 | 220 |
| Ref. VP28 | 280 | 250 |
| Ref. VP31 | 310 | 280 |
| Ref. VP35 | 350 | 320 |
| Ref. VP40 | 400 | 370 |
| Ref. VP45 | 450 | 420 |
| Ref. VP50 | 500 | 470 |
| Ref. VP55 | 550 | 520 |
| Ref. VP60 | 600 | 570 |
| Ref. VP65 | 650 | 620 |
| Ref. VP70 | 700 | 670 |
| Ref. VP75 | 750 | 720 |
| Ref. VP80 | 800 | 770 |

APPUIS DE FENETRE

VIERTAGUAS L longitud 2600



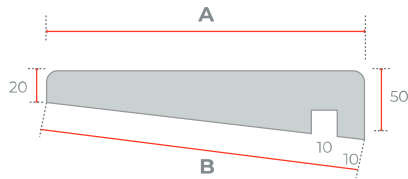
| | A ANCHO TOTAL | B ANCHO APOYO |
|----------|------------------|------------------|
| Ref. L22 | 220 | 190 |
| Ref. L24 | 240 | 210 |
| Ref. L27 | 270 | 240 |
| Ref. L30 | 300 | 270 |
| Ref. L35 | 350 | 320 |
| Ref. L42 | 420 | 390 |

APPUIS

VIERTAGUAS VE

Pieza de hormigón polímero con la finalidad de evacuar el agua pluvial de las ventanas, balcones y cornisas.

Piezas rectificadas y cortadas a medida. Parte posterior con garra galva. Fabricación en blanco natural. Composición polvo marmol Macael - Resinas. Colores esmaltados según carta Ral. Esmaltados con poliuretano UV de exterior.

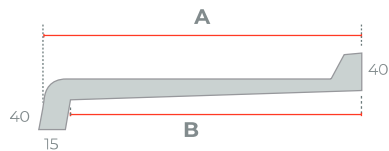


| | A ANCHO TOTAL | B ANCHO APOYO |
|-----------|-------------------------|-------------------------|
| Ref. VE20 | 200 | 170 |
| Ref. VE22 | 220 | 190 |
| Ref. VE24 | 240 | 210 |
| Ref. VE27 | 270 | 240 |
| Ref. VE30 | 300 | 270 |
| Ref. VE35 | 350 | 320 |
| Ref. VE40 | 400 | 370 |

Piezas cortadas a medida máximo 2600

APPUIS DE FENETRE

VIERTAGUAS NIZA longitud 2600



| | A ANCHO TOTAL | B ANCHO APOYO |
|------------|-------------------------|-------------------------|
| Ref. VN280 | 280 | 250 |
| Ref. VN310 | 310 | 280 |
| Ref. VN350 | 350 | 320 |

Conformes à la norme Appuis NF P 98-052

PESO

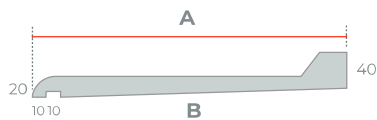
Ref. VN280 18 Kg

Ref. VN310 20 Kg

Ref. VN350 22 Kg

APPUIS DE FENETRE

VIERTAGUAS MARSELLA longitud 2600



| | A ANCHO TOTAL | B ANCHO APOYO |
|------------|-------------------------|-------------------------|
| Ref. VM280 | 280 | 250 |
| Ref. VM310 | 310 | 280 |
| Ref. VM350 | 350 | 320 |

Conformes à la norme Appuis NF P 98-052

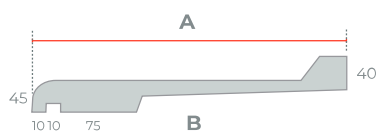
PESO

Ref. VM280 16 Ks

Ref. VM310 18 Kg

Ref. VM350 20 Kg

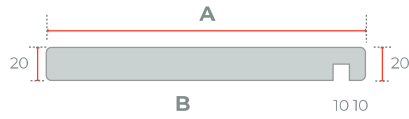
VIERTAGUAS ARLES longitud 2600



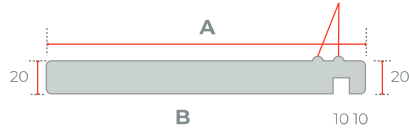
| | A ANCHO TOTAL | B ANCHO APOYO |
|------------|-------------------------|-------------------------|
| Ref. VA280 | 280 | 250 |
| Ref. VA310 | 310 | 280 |
| Ref. VA350 | 350 | 320 |

APPUIS SPÉCIAL

UMBRAL UM longitud 2600



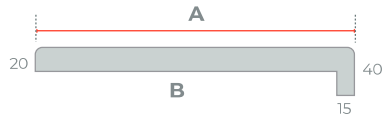
TACOS ANTIDESLIZANTES



| | A | B |
|-----------|----------|----------|
| Ref. UM20 | 200 | 170 |
| Ref. UM22 | 220 | 190 |
| Ref. UM25 | 250 | 220 |
| Ref. UM27 | 270 | 240 |
| Ref. UM30 | 300 | 270 |
| Ref. UM35 | 350 | 320 |


Piezas cortadas a medida máximo 2600

VIERTEAGUAS VL



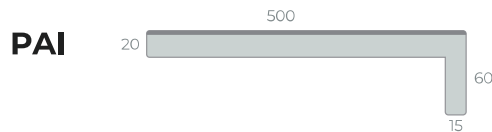
| | A | B |
|-----------|----------|----------|
| Ref. VL22 | 220 | 190 |
| Ref. VL24 | 240 | 210 |
| Ref. VL27 | 270 | 240 |
| Ref. VL30 | 300 | 270 |
| Ref. VL35 | 350 | 320 |
| Ref. VL42 | 420 | 390 |

VIERTEAGUAS VL-07



| | A | B |
|--------------|----------|----------|
| Ref. VL22-07 | 220 | 190 |
| Ref. VL24-07 | 240 | 210 |
| Ref. VL27-07 | 270 | 240 |
| Ref. VL30-07 | 300 | 270 |
| Ref. VL35-07 | 350 | 320 |

PELDAÑOS ABUJARDADOS Y RUGOSOS



LARGO Y ANCHO A MEDIDA

Ref. PAI Abujardado

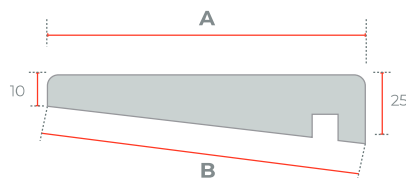


Ref. PA Abujardado



Ref. PR Rugoso

IMPOSTA IM piezas de 1250



| | A ANCHO TOTAL | B ANCHO APOYO |
|------------|-------------------------|-------------------------|
| Ref. IM90 | 90 | 87 |
| Ref. IM110 | 110 | 107 |
| Ref. IM130 | 130 | 127 |